

KRKH-50 Folding Chair Dolly




16-gauge steel one-piece solid bed with sides. Loading stops are stamped into the bed. Five 4" wheels, 2 fixed and 3 swivel, one in bed center for easy maneuverability.


Distance between side rails is equal to folded height of chairs from top to bottom crossbrace for snug storage. Measures 106-1/2"L x 35-3/8"W x 24-1/3"H and weighs 76 lbs.

Easy Installation


Remove Product From Box




Attach The Two Swivel Castors



Attach The Other Stationary Castors



Insert Handles Into Ends Of Caddy



Insert Side Rails Into End Handles

